

POSITAL

FRABA

IXARC Incremental Encoder UTD-IPH00-XXXXX-L10S-053



The picture is for presentation purposes only. Please refer to the detailed technical drawing.
Alternative for PCA Part: **INSG-10HS-L7AM/xxxxx**
Default Setting: 1024 PPR, HTL, A leads B

Interface

Interface

Programming Functions

Configuration Tool

Programmable Incremental

PPR (1-16384), Output, Counting Direction

UBIFAST Configuration Tool (Version \geq 1.6.3)

Outputs

Output Driver

Output Voltage High Level Push-Pull (HTL)

Output Voltage Low Level Push-Pull (HTL)

Output Voltage High Level RS422 (TTL)

Output Voltage Low Level RS422 (TTL)

Maximum Frequency Response

Maximum Switching Current

Push-Pull (HTL)

> 4 V @ 4.75-9 V Supply Voltage

> V-3 V @ 9-30 V Supply Voltage

< 0.5 V

> 4 V

< 0.5 V

1 MHz

50 mA per Channel

Electrical Data

Supply Voltage

Current Consumption

4.75 – 30 VDC

\leq 60 mA @ 5V DC, \leq 30 mA @ 10V DC, \leq 25 mA @ 24VDC

POSITAL

FRABA

Power Consumption	≤ 1.0 W
Start-Up Time	< 1 s
Min. Load Resistance	120 Ω
Reverse Polarity Protection	Yes
Short Circuit Protection	Yes
EMC: Emitted Interference	DIN EN 61000-6-4
EMC: Noise Immunity	DIN EN 61000-6-2
MTTF	280 years @ 40 °C

Sensor

Technology	Magnetic
Accuracy (INL)	±0.0878° (≤ 12 bit)
Duty Cycle	180° ± 12° (Speed > 100RPM)
Phase Angle	90° ± 6° (Speed > 100RPM)

Environmental Specifications

Protection Class (Shaft)	IP66/IP67
Protection Class (Housing)	IP66/IP67
Operating Temperature	-40 °C (-40 °F) - +85 °C (+185 °F)
Humidity	98% RH, no condensation

Mechanical Data

Housing Material	Steel
Housing Coating	Wet coating (RAL 9006 White Aluminium) + Cathodic corrosion protection (>720 h salt spray resistance)
Flange Type	Clamp, ø 58 mm (L)
Flange Material	Aluminum
Shaft Type	Solid, Single Flat, Length = 20 mm
Shaft Diameter	ø 10 mm (0.39")
Shaft Material	Stainless Steel V2A (1.4305, 303)
Max. Shaft Load	Axial 40 N, Radial 110 N
Rotor Inertia	≤ 30 gcm ² [≤ 0.17 oz-in ²]
Friction Torque	≤ 5 Ncm @ 20 °C, (7.1 oz-in @ 68 °F)
Max. Permissible Mechanical Speed	≤ 3000 1/min

POSITAL

FRABA

Shock Resistance	≤ 100 g (half sine 6 ms, EN 60068-2-27)
Permanent Shock Resistance	≤ 10 g (half sine 16 ms, EN 60068-2-29)
Vibration Resistance	≤ 10 g (10 Hz – 1000 Hz, EN 60068-2-6)
Length	52,7 mm (2.07")
Weight	290 g (0.64 lb)
Minimum Mechanical Lifetime (10 ⁸ revolutions with Fa/Fr)	430 (20 N / 40 N), 150 (40 N / 60 N), 100 (40 N / 80 N), 55 (40 N / 110 N)

Electrical Connection

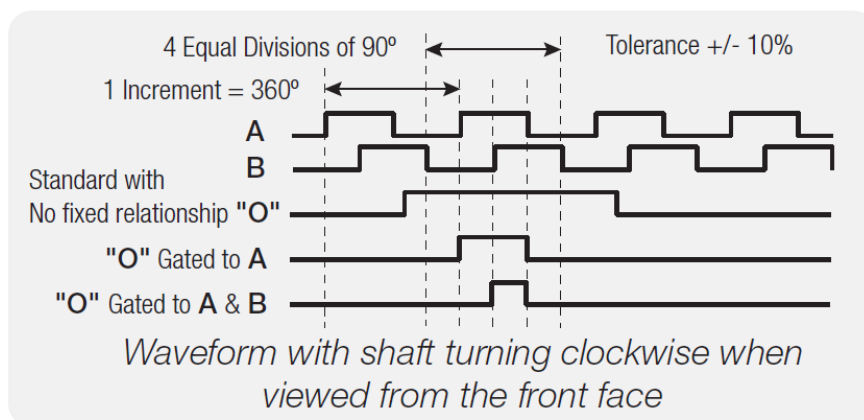
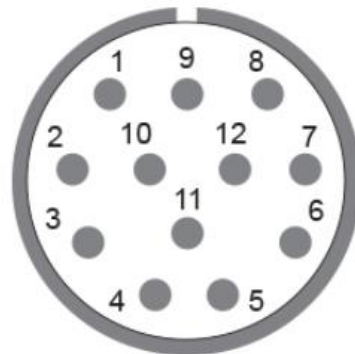
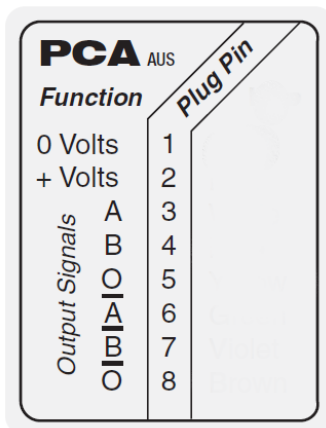
Connection Orientation	Radial
Connector	M23, Male, 12 pin, a-coded

Certification

Approval	CE + cULus
----------	------------

Product Life Cycle

Product Life Cycle	Established
--------------------	-------------



POSITAL

FRABA

Physical Dimensions

